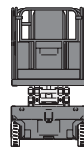
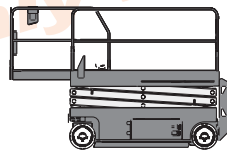
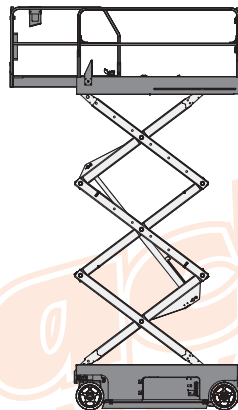




# S2646E - 26' (7.92M)

SCISSOR LIFT GENIE GS2646

SPECIFICATION	IMPERIAL	METRIC
Working Height maximum	32ft	9.92m
Platform Height maximum	26ft	7.92m
Platform Size	46" x 89"	1.15m x 2.26m
Extension Deck (Roll-out)	36"	0.91m
Machine Height - stowed	89"	2.26m
Machine Height - Rails Down	66"	1.68m
Machine Width	46"	1.17m
Machine Length - stowed	95"	2.41m
Machine Length - deck extended	130"	3.32m
Max. Platform Occupancy - indoor	2 PERSONS	
- outdoor	2 PERSONS	
Wind Speed Rating Use	INDOOR & OUTDOOR USE	
Gradeability - stowed	30%	
Total Lift Capacity	1000lbs	454kgs
Lift Capacity - Roll-out Extension Deck	250lbs	113kgs
Maximum Drive Height	FULL HEIGHT	
Tyres	SOLID RUBBER NON-MARKING	
Machine Weight (approx.)	5395lbs	2447kgs
Ground Clearance (stowed)	4"	0.10m
Wheelbase		
Power Source	BATTERY	
Operators Licence	EWPA YELLOW CARD	



**Attachments available, please contact our office.**

*Machine specifications are approximates & subject to change by the manufacturer without notice.*