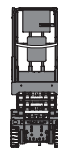
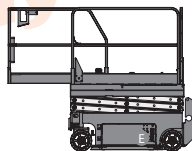
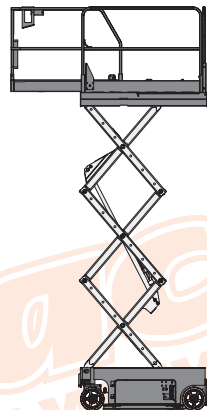




# S3232E - 32' (9.75M)

## SCISSOR LIFT GENIE GS3232

SPECIFICATION	IMPERIAL	METRIC
Working Height maximum	38ft	11.75m
Platform Height maximum	32ft	9.75m
Platform Size	32" x 89"	0.81m x 2.26m
Extension Deck (Roll-out)	36"	0.91m
Machine Height - stowed	91"	2.43m
Machine Height - Rails Down	80"	2.03m
Machine Width	32"	0.81m
Machine Length - stowed	96"	2.44m
Machine Length - deck(s) extended	132"	3.35m
Max. Platform Occupancy - indoor - outdoor	2 PERSONS	
Wind Speed Rating Use	INDOOR USE ONLY	
Gradeability - stowed	25%	
Total Lift Capacity	500lbs	227kgs
Lift Capacity - Roll-out Extension Deck	250lbs	113kg
Maximum Drive Height	FULL HEIGHT	
Tyres	SOLID RUBBER NON-MARKING	
Machine Weight (approx.)	5185lbs	2352kgs
Ground Clearance (stowed)	3.5"	0.09m
Wheelbase		
Power Source	BATTERY	
Operators Licence	EWPA YELLOW CARD	



**Attachments available, please contact our office.**

*Machine specifications are approximates & subject to change by the manufacturer without notice.*